

LIVE REPORT

RMD BAUUNTERNEHMEN GMBH

Tradestyle(s): -

ACTIVE SINGLE LOCATION

D-U-N-S Number: 34-152-1422
Registration #: HRB25959
VAT Number: DE268436681
Phone: +49 911 47011844

Address: Teutoburger Str. 8, 90491, Nürnberg, Bayern, Germany
Endorsement: dobricicb@dnb.com

Summary

Currency: EUR

KEY DATA ELEMENTS

KDE Name	Current Status	Details
PAYDEX®	55	26 Days Beyond Terms (DBT)
Failure Score	5	High Risk of severe financial stress.
Maximum Credit Recommendation	Guarantees Advised	
D&B Rating	FF4	€25,000 to €49,999 in Tangible Net Worth or Equity, High Risk
Delinquency Score	UNAVAILABLE	
Insolvency Process Indicator	No	

ALL ACCOUNTS

Totals	Total Outstanding	Approved Credit Limit	Credit Limit Utilization	Total Past Due
-	-	-	-	-

Account Level Detail

Account Name	Total Outstanding	Approved Credit Limit	Credit Limit Utilization	Total Past Due	Folders
--------------	-------------------	-----------------------	--------------------------	----------------	---------



There are currently no account associated with this D-U-N-S.
Upload account or create an account to view summary.

COMPANY PROFILE ⓘ

D-U-N-S

34-152-1422

Telephone

+49 911 47011844

Age (Year Started)

15 Years (2009)

Date of Registration

04.12.2009

Employees

2

Ordinary Share Capital

25.000

Legal Form

Private Limited Liability Company

Line of Business

Iron work, structural

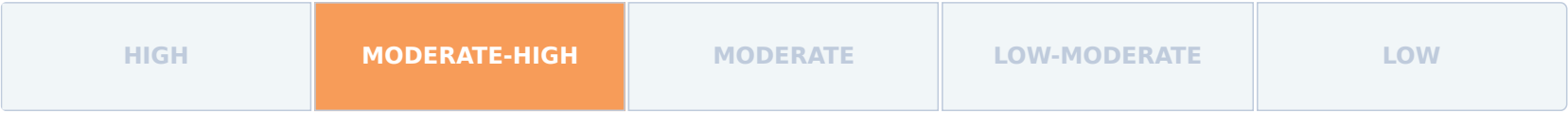
Named Principal

Dzevad Doljanac, Managing Director



OVERALL BUSINESS RISK ⓘ

Dun & Bradstreet thinks...



Overall assessment of this organisation over the next 12 months:	Heightened-Stability-Concerns
Based on the predicted risk of failure:	Strong Likelihood Of Business Failure
Based on the trade data received by D&B for this company:	Exhibits Moderately Late Payment Behaviour

D&B MAX CREDIT RECOMMENDATION ⓘ

MAXIMUM CREDIT RECOMMENDATION

Guarantees Advised


FAILURE SCORE ⓘ

Company's Risk Level

HIGH

Probability of failure over the next 12 months

6.69 %



Past 12 Months

Low Risk

High Risk

DELINQUENCY SCORE

-

D&B PAYDEX®

55

High Risk (1)Low Risk (100)

26 days beyond terms (dbt)

Past 24 Months

Low Risk

High Risk

PAYDEX® TREND CHART

D&B RATING

Tangible Net Worth

72,707 (EUR)

Financial Strength based on Capital

FF : 25,000 (EUR) to 49,999 (EUR) in Tangible Net Worth or Equity

Current Rating as of 09.04.2025

Risk Indicator

4 : High Risk

LEGAL EVENTS		
Events	Occurrences	Last Filed
Insolvency	No	-
Debtor Process	No	-
Legal Contracts	No	-
Other Legal Events	No	-

TRADE PAYMENTS

Highest Past Due:

0

Highest Now Owning0

Total Trade Experiences6

Largest High Credit17.488

FINANCIAL OVERVIEW - BALANCE SHEET

Balance Sheet ^[1]	Amount ^[2]	Last 5 Years
Total Long Term Assets	42.157 (EUR)	
Total Current Assets	196.330 (EUR)	
Total Equity	72.708 (EUR)	
Provisions	17.000 (EUR)	
Liabilities Falling Due Within One Year	152.145 (EUR)	
Liabilities Falling Due More Than One Year	-	-

1. Fiscal (Individual) 31.12.2021
2. (In Single Units)
Source: D&B

FINANCIAL OVERVIEW - PROFIT AND LOSS



No Data Available

FINANCIAL OVERVIEW - KEY BUSINESS RATIOS

Key Business Ratios	Business Ratio
Equity Ratios	30,1
Source: D&B	

Source: D&B

OWNERSHIP

This company is a Single Location.


PEOPLE

Current Principals	New Appointments	Resignations	Closures
1	0	0	2

Executive Leadership


Dzevad
Doljanac Managing Director

ALERTS ⓘ




There are no alerts for this D-U-N-S Number.

NEWS



No Data Available

COUNTRY/REGIONAL INSIGHT

**Germany**
New Chancellor Friedrich Merz prioritises amending the structural weaknesses in the German economy through a pro-business agenda and a huge investment strategy.

Risk Category

MODERATE

High RiskLow Risk

Available Reports

Country Insight Report (CIR) ⓘ
Current Publication Date: 19.05.2025

Country Insight Snapshot (CIS) ⓘ
Current Publication Date: 19.05.2025

The scores and ratings included in this report are designed as a tool to assist the user in making their own credit related decisions, and should be used as part of a balanced and complete assessment relying on the knowledge and expertise of the reader, and where appropriate on other information sources. The score and rating models are developed using statistical analysis in order to generate a prediction of future events. Dun & Bradstreet monitors the performance of thousands of businesses in order to identify characteristics common to specific business events. These characteristics are weighted by significance to form rules within its models that identify other businesses with similar characteristics in order to provide a score or rating.

Dun & Bradstreet's scores and ratings are not a statement of what will happen, but an indication of what is more likely to happen based on previous experience. Though Dun & Bradstreet uses extensive procedures to maintain the quality of its information, Dun & Bradstreet cannot guarantee that it is accurate, complete or timely, and this may affect the included scores and ratings. Your use of this report is subject to applicable law, and to the terms of your agreement with Dun & Bradstreet.

Risk Assessment

Currency: All figures in EUR unless otherwise stated

D&B RISK ASSESSMENT

OVERALL BUSINESS RISK

HIGH

MODERATE-HIGH

MODERATE

LOW-MODERATE

LOW

MAXIMUM CREDIT RECOMMENDATION

Guarantees Advised

The recommended limit is based on a high risk of business failure and historical credit usage of the companies within the same industry.

Dun & Bradstreet thinks...

- Overall assessment of this organisation over the next 12 months: **HEIGHTENED-STABILITY-CONCERNS**
- Based on the predicted risk of failure: **STRONG LIKELIHOOD OF BUSINESS FAILURE**
- Based on the trade data received by D&B for this company: **EXHIBITS MODERATELY LATE PAYMENT BEHAVIOUR**

FAILURE SCORE			
<div><div>5</div><div>High Risk (1)</div><div>Low Risk (100)</div></div> <div><ul style="list-style-type: none">No financial information available for this subjectSpecific Industry of Subject suggests higher financial riskShare of overdue amount higher than averageA positive payment behaviour with respect to delay over 30 days can not be observed</div>			
Level of Risk High	Raw Score 1282	Probability of Failure 6.69 %	Industry Average 25
Business and Industry Trends			

D&B PAYDEX			
<div>Based on 24 months of data</div> <div><div></div><div>55</div><div>High Risk (1)</div><div>Low Risk (100)</div></div> <div>Risk of Slow Pay Moderate</div> <div>Payment behaviour 26 days beyond terms (dbt) View Trade Payments</div>			
Business and Industry Trends			
Industry Median: 80		1791 - Iron work, structural	Businesses in the same industry - 56

D&B RATING			
Current Rating as of 09.04.2025		Previous Rating	
Financial Strength based on Capital FF : 25.000 (EUR) to 49.999 (EUR). in Tangible Net Worth or Equity	Risk Indicator 4 : High Risk	Financial Strength based on Net Worth E : 50.000 (EUR) to 99.999 (EUR) in Tangible Net Worth or Equity	Risk Indicator 4 : High Risk

Trade Payments

Currency: All figures in EUR unless otherwise stated

In some cases, the delay in payment may be due to overlooked or disputed invoices.

TRADE PAYMENTS SUMMARY (Based on 24 months of data)			
Overall Payment Behaviour 26 Days Beyond Terms (DBT)	% of Trade Within Terms 15,99%	Highest Past Due 0 (EUR)	
Highest Now Owing : 0 (EUR)	Total Trade Experiences: 6 Largest High Credit : 17.488 (EUR) Average High Credit : 3.510 (EUR)		

TRADE PAYMENTS BY CREDIT EXTENDED (Based on 12 months of data)							
Range of Credit Extended (€)	Number of Payment Experiences	Total Value	% Within Terms	1 - 30 Days	31 - 60 Days	61 - 90 Days	91 + Days
100.000 & over	-	-	-	-	-	-	-
50.000 - 99.999	-	-	-	-	-	-	-
15.000 - 49.999	1	17.488 (EUR)	-	50	-	-	50
5.000 - 14.999	-	-	-	-	-	-	-
1.000 - 4.999	2	3.312 (EUR)	100	-	-	-	-
Less than 1.000	3	257 (EUR)	21	79	-	-	-

Accounts are sometimes placed for collection even though the existence or amount of the debt is disputed. Payment experiences reflect how bills are met in relation to the terms granted. In some instances payment beyond terms can be the result of disputes over merchandise, skipped invoices etc. Each experience shown represents a separate account reported by a supplier. Updated trade experiences replace those previously reported.

OWNERSHIP

This company is a **Single Location**.

SHAREHOLDERS

Shareholder Name	Interest	Start of Interest	Type of Interest	Year of Foundation / Date of Birth	Address
Dzevad Doljanac	50%	2020-10-15	Partner (German ownership without shares)	-	Nürnberg, DE
Anes Doljanac	50%	2022-08-08	Partner (German ownership without shares)	-	Nürnberg, DE

Legal Events

Currency: All figures in EUR unless otherwise stated

Insolvency	Debtor Process	Legal Contracts	Other Legal Events
No	No	No	No

D&B has not received any Public Filings for this company

Special Events

Currency: All figures in EUR unless otherwise stated

There are no Special Events recorded for this business.

Principals

Current Principals	New Appointments	Resignations	Linked to Closures
1	0 <small>(in the last 12 months)</small>	0 <small>(in the last 12 months)</small>	2

--	--	--	--	--

COMPANY TIMELINE

Dzevad Doljanac

Previous

Current

CURRENT PRINCIPALS

Dzevad Doljanac

Managing Director

in

LinkedIn Profile

Date Appointed

24.05.2022

Address

90491, Nürnberg, Germany

Date of Birth

13.12.1972

Nationality

DE

Other Associations

StadtPuls Immobilien GmbH

Dzevad Doljanac

DD-Bau DOO Zweigniederlassung Nürnberg

PRIVREDNO DRUSTVO ANES-GERMANY DOO Zweigniederlassung Nürnberg

Negative Legal Events (Current Principals)

Date	Event	Details
2011-05-26	Order of commencement of insolvency proceedings	Nürnberg 90402: 8371 IK 459/11

Financials - D&B

Currency: All figures in EUR unless otherwise stated

Overview

FINANCIAL STATEMENT COMPARISON						
The values displayed below are for the subject company.						
	Fiscal Individual 31.12.2021 In Single Units	Fiscal Individual 31.12.2020 In Single Units	Fiscal Individual 31.12.2019 In Single Units	Fiscal Individual 31.12.2018 In Single Units	Fiscal Individual 31.12.2017 In Single Units	Last 5 years
Total Long Term Assets	42.157	61.343	67.153	11.981	23.913	<div></div>
Total Current Assets	196.330	658.140	885.086	1.640.590	2.420.680	<div></div>
Total Equity	72.708	188.046	178.378	138.091	225.939	<div></div>
Provisions	17.000	45.418	73.054	52.281	81.529	<div></div>
Liabilities Falling Due Within One Year	152.145	496.006	708.756	1.462.849	2.137.802	<div></div>
Liabilities Falling Due More Than One Year	0	-	-	-	-	<div></div>

Operating Income	-	-	-	-	27.713	<div></div>
Result From Ordinary Operations Before Taxes	-	-	-	-	29.076	<div></div>
Net Profit / Loss	-	-	-	-	19.425	<div></div>
Employees	2	-	-	-	-	<div></div>

Balance Sheet

Currency: All figures in EUR unless otherwise stated

FINANCIAL STATEMENT COMPARISON						
The values displayed below are for the subject company.						
Assets	Individual 31.12.2021 In Single Units	Individual 31.12.2020 In Single Units	Individual 31.12.2019 In Single Units	Individual 31.12.2018 In Single Units	Individual 31.12.2017 In Single Units	Last 5 years
FIXED ASSETS						
Total Fixed Assets	42.157	61.343	67.153	11.981	23.913	<div></div>
Total Long Term Assets	42.157	61.343	67.153	11.981	23.913	<div></div>
Stocks	16.996	230.300	319.000	684.000	993.000	<div></div>
Accounts Receivable And Other Assets	142.899	376.517	493.098	939.841	1.398.872	<div></div>
Liquid Assets	36.434	51.324	72.987	16.749	28.808	<div></div>
TOTAL CURRENT ASSETS						
Total Current Assets	196.330	658.140	885.086	1.640.590	2.420.680	<div></div>
Deferred Charges And Prepaid Expenses	3.366	9.986	7.949	650	678	<div></div>
Total Assets	241.853	729.469	960.188	1.653.221	2.445.271	<div></div>
Liabilites	Individual 31.12.2021 In Single Units	Individual 31.12.2020 In Single Units	Individual 31.12.2019 In Single Units	Individual 31.12.2018 In Single Units	Individual 31.12.2017 In Single Units	Last 5 years
TOTAL CURRENT LIABILITIES						
Issued Capital	12.500	12.500	12.500	12.500	12.500	<div></div>
Uncalled Capital	-	-	-	12.500	-	<div></div>
Accumulated Profit/Loss	174.546	165.878	125.591	103.439	194.015	<div></div>
Net Profit/Loss	(114.338)	9.668	40.287	22.152	19.425	<div></div>
Retained Profit / Loss (-)	60.208	175.546	165.878	125.591	213.439	<div></div>
Total Equity	72.708	188.046	178.378	138.091	225.939	<div></div>
Provisions	17.000	45.418	73.054	52.281	81.529	<div></div>
Liabilities Falling Due More Than One Year	0	-	-	-	-	<div></div>
Liabilities Falling Due Within One Year	152.145	496.006	708.756	1.462.849	2.137.802	<div></div>
Total Liabilities & Equity	241.853	729.469	960.188	1.653.221	2.445.271	<div></div>

Currency: All figures in EUR unless otherwise stated

Profit and Loss Accounts

FINANCIAL STATEMENT COMPARISON						
	Fiscal Individual 31.12.2021 In Single Units	Fiscal Individual 31.12.2020 In Single Units	Fiscal Individual 31.12.2019 In Single Units	Fiscal Individual 31.12.2018 In Single Units	Fiscal Individual 31.12.2017 In Single Units	Last 5 Years
Crude Result	-	-	-	-	424.693	<div></div>
Staff Costs	-	-	-	-	276.030	<div></div>
Wages And Salaries	-	-	-	-	195.318	<div></div>
Social Security Expenses	-	-	-	-	80.712	<div></div>
Depreciation On Intangible And Tangible Assets	-	-	-	-	19.978	<div></div>
Other Operating Expenses	-	-	-	-	100.971	<div></div>
Operating Income	-	-	-	-	27.712	<div></div>
Net Interest Result	-	-	-	-	1.363	<div></div>
Other Interest And Similar Income	-	-	-	-	1.795	<div></div>
Interest And Similar Expenses	-	-	-	-	432	<div></div>
Result From Ordinary Operations Before Taxes	-	-	-	-	29.075	<div></div>
Taxes	-	-	-	-	9.651	<div></div>
Taxes On Income	-	-	-	-	8.959	<div></div>
Other Taxes	-	-	-	-	692	<div></div>
Net Profit/Loss	-	-	-	-	19.424	<div></div>

Financial Ratios

Currency: All figures in EUR unless otherwise stated

Financial Situation	2021	2020	2019	2018	2017
Equity Ratios	30,1	25,8	18,6	8,4	9,2
Result Situation	2021	2020	2019	2018	2017
Return On Equity (after tax) (%)	-	-	-	-	8,6
Return on Assets (%)	-	-	-	-	0,8
Operative Cash Flow	-	-	-	-	(2.352.345,59)
Regarding The Financial State	2021	2020	2019	2018	2017
Liquidity Ratio Of Assets A	172,5	306,5	265,6	1.152,6	944,8
Liquidity Ratio Of Assets B	172,5	306,5	265,6	1.152,6	944,8
Liquidity Ratio 1 (x)	23,9	10,3	10,3	1,1	1,3
Liquidity Ratio 2 (x)	117,9	86,3	79,9	65,4	66,8
Liquidity Ratio 3 (x)	129	132,7	124,9	112,2	113,2
Ebit - Interest-Coverage	-	-	-	-	6.823,1

GROWTH RATES (%)

	2021 vs 2020	2020 vs 2019	2019 vs 2018	2018 vs 2017
Net Operating Profit	0	0	0	0
Profit Before Tax	0	0	0	0
Net Profit / Loss	0	0	0	0
Number of Employees	0	0	0	0

Total Tangible Fixed Assets	(31,28)	(8,65)	460,5	(49,9)
Total Current Assets	(70,17)	(25,64)	(46,05)	(32,23)
Total Assets	(66,85)	(24,03)	(41,92)	(32,39)
Current Liabilities	(69,33)	(30,02)	(51,55)	(31,57)
Net Current Assets (Liabilities)	(72,75)	(8,05)	(0,79)	(37,17)
Total Assets less Current Liabilities	(61,58)	(7,15)	32,07	(38,08)
Long Term Liabilities	0	0	0	0
Shareholder's Funds	(61,33)	5,42	29,17	(38,88)
Employees	0	0	0	0

Company Profile

Currency: All figures in EUR unless otherwise stated

COMPANY OVERVIEW

D-U-N-S

34-152-1422

Telephone

+49 911 47011844

Employees

2

Legal Form

Private Limited Liability Company

Date of Registration

04.12.2009

Ordinary Share Capital

25.000 (EUR)

Age (Year Started)

15 Years (2009)

Named Principal

Dzevad Doljanac , Managing Director

Line of Business

Iron work, structural



BUSINESS REGISTRATION

Registered Name

RMD Bauunternehmen GmbH

Registered Address

Teutoburger Str. 8, 90491 Nürnberg, Bayern, Germany

Legal Form

Private Limited Liability Company

Registration Date

27.11.2009

Start Date

27.11.2009

Registered In

Nürnberg 90402

Registration Number

HRB25959

VAT Number

DE268436681

Ordinary Share Capital (GmbH)

25,000 (EUR)

Capitalisation Date

27.11.2009

BUSINESS ACTIVITIES AND EMPLOYEES				
Business Information				
Employees	2			
Description	Betrieb einer Eisenflechtere i sowie eines Bauunternehmens.			
Industry Information				
Industry Code	Type	Source	Description	Display order
17919905	D&B Standard Industry Code	D&B	Iron work, structural	1
15310000	D&B Standard Industry Code	D&B	Operative builders	2
43999	Germany Classification of Economic Activities, edition 2008	D&B	Construction activities n.e.c.	1
45256	WZ 2003	D&B	Other construction work involving special trades n.e.c.	1
45211	WZ 2003	D&B	Building of complete constructions or parts thereof; civil engineering, without specialization	2
Other Operating Details:	Betrieb einer Eisenflechtere i sowie eines Bauunternehmens.			

HISTORY			
Change Type	Date Changed	Changed To	Changed From
Registered Address	30.07.2013	Teutoburger Str. 8, 90491, Nürnberg, Bayern, Germany	Schweinauer Str. 61, 90439, Nürnberg, Bayern, Germany
Business Address	30.07.2013	Teutoburger Str. 8, 90491, Nürnberg, Bayern, Germany	Schweinauer Str. 61, 90439, Nürnberg, Bayern, Germany

Your Information

Currency: All figures in **EUR** unless otherwise stated

Record additional information about this company to supplement the D&B information.		
Note: Information entered in this section will not be added to D&B's central repository and will be kept private under your user ID. Only you will be able to view the information.		
In Folders: View		
Account Number	Endorsement/Billing Reference * dobricicb@dnb.com	Sales Representatives
Credit Limit	Total Outstanding	Your Information Currency Euro (EUR)

Audit Trail ?

Text

Timeline

From : May-23

To : May-25

Date/Time of the Event	Event Name	Triggered By	Message
27.05.2025 01:09 PM	Credit Report Viewed	Branka Dobricic	D&B Live Report Viewed
27.05.2025 01:08 PM	Credit Report Viewed	Branka Dobricic	D&B Live Report Viewed

Last Login : 27.05.2025 09:38:45 AM

©Dun & Bradstreet, Inc. 2005-2025. All rights reserved

[Privacy Policy](#) | [Terms of Use](#)